

Ground Transportation Construction Alert

Sun, Jun 2 through Sat, Jun 8

WHEN

Sunday, June 2 through Saturday, June 8, 2024
Nightly, 12am – 8:30am

IMPACT

Lane Restrictions:

Arrivals Level Drop Off Lanes at Terminal 2 (Continuous)

Arrivals and Departures Level Drop Off Lanes at Terminal 3 (Continuous)

Arrivals Level Innermost Inner Lane at Terminal 3 / B “North Knuckle” (Continuous)

Arrivals and Departures Level Drop Off Lanes at Terminal 4.5 (Continuous)

Theme Way from World Way North to Center Way (Continuous)

Center Way (Rolling Restrictions; Nightly)

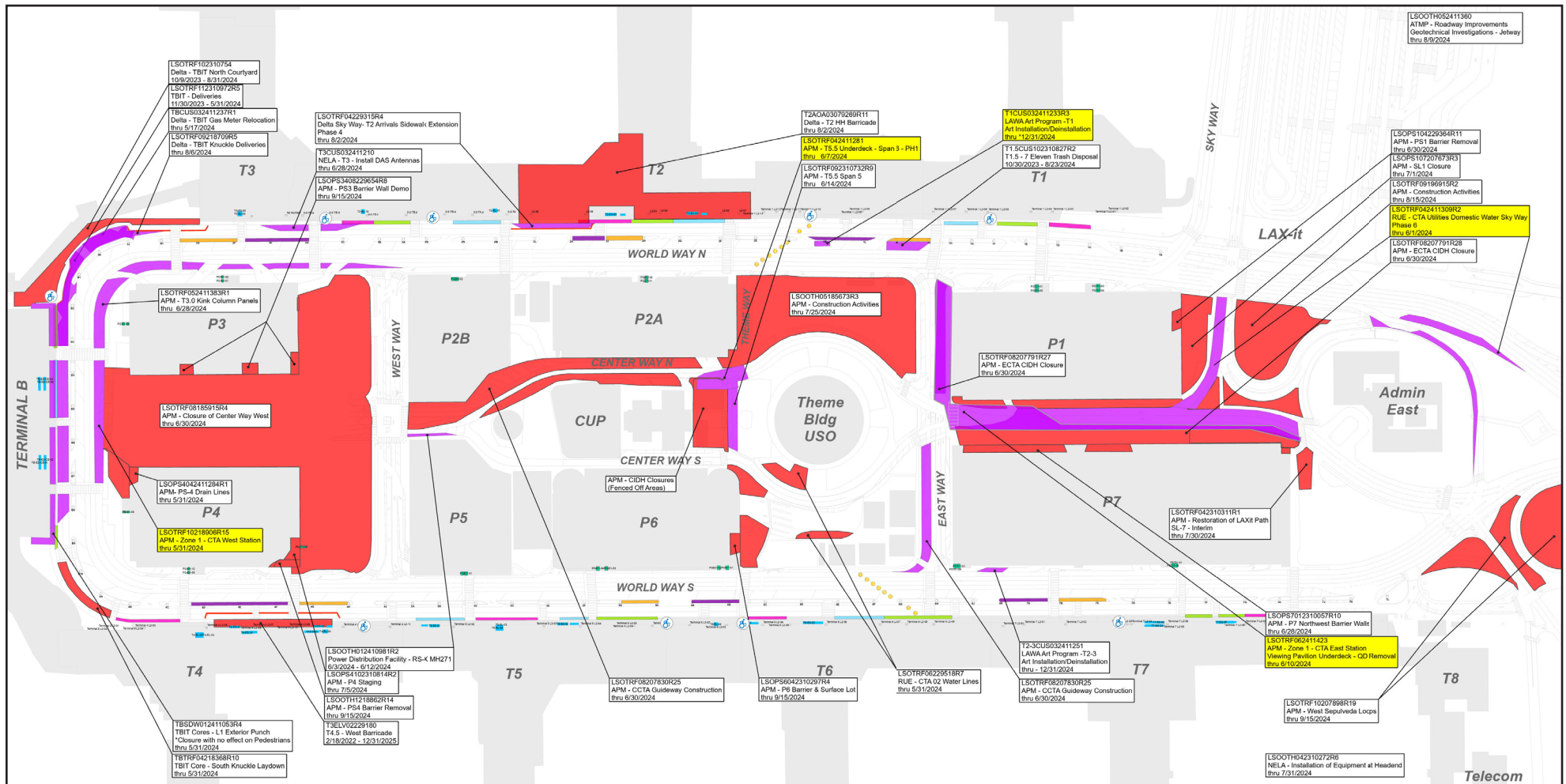
West Way: Northbound Closed Continuously (Southbound Open)

Surface Lots 2, 3, 4 & 7 (Continuous)

Admin East North Lot (Permanent - TPSS Site)

*** Turn Over for Map ***







Sun, Jun 2 through Sat, Jun 8



WEEKLY ROADWAY MAP

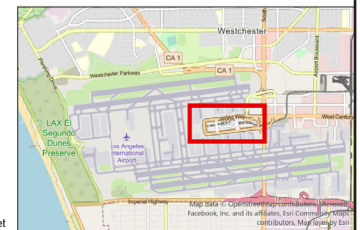
Arrivals Level

5/30/2024 - 6/5/2024

-  Continuous Closure
-  Nightly Closure
-  Construction Laydown Areas
-  Vehicle Detour
-  Pedestrian Detour
-  ADA Ramps

Ground Transportation:

- Flyway, Buses, Long Distance Vans
- LAX-it
- Rental Car Shuttles
- Shared Ride Vans & Charter Buses
- Airline Connections, Economy Lot E, LAX City Bus Center/Lot South, Metro Green Line Station



Coordination and Logistics Management

Friday, May 31, 2024

Construction Hotline: 310.649.5292

laxconstructionhotline@lawa.org

<https://www.flylax.com/lax-traffic-and-ground-transportation>

Page 2 of 2

LSOOTH052411360
ATMP - Roadway Improvements
Geotechnical Investigations - Jetway
thru 8/9/2024

LSOPS104226364R11 APM - PS1 Barrier Removal thru 6/30/2024	
LSOPS107207673R33 APM - SL1 Closure thru 7/1/2024	
LSOTRF09196915R2 APM - Construction Activities thru 8/15/2024	
LSOTRF042411309R2 RUE - CTA Utilities Domestic Water Sky Way Phase 6 thru 6/1/2024	
LSOTRF08207791R28 APM - ECTA CIDH Closure thru 6/30/2024	

LSOOTH042310272R6
NELA - Installation of Equipment at Headend
thru 7/31/2024